

Swiss Leader Index (SLI®)

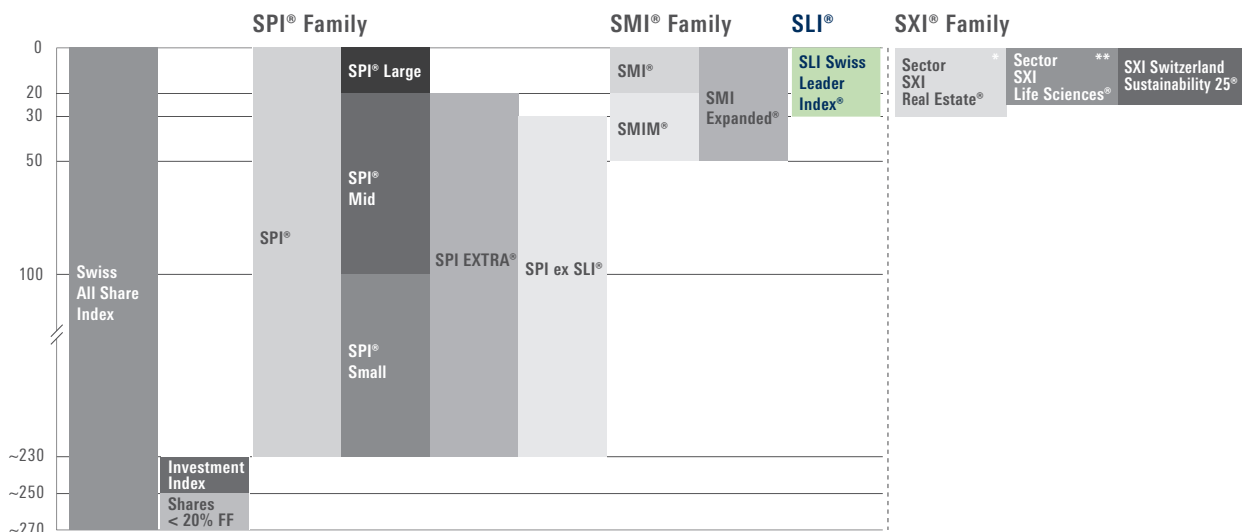
The SLI Swiss Leader Index®

The SLI Swiss Leader Index includes the 30 most liquid stocks traded in the Swiss equity market, the developments of which are reflected by the SPI® Family. Consequently, the index weighting of a given issue is limited by means of a 9/4,5 capping model. In other words, the weighting of each of the four companies with the largest market capitalisation is capped at a maximum of 9%. The weightings of all lower-ranked companies are – if necessary – capped at 4.5%. This limitation will be calculated by applying a capping factor, which as a general rule will remain constant for a three-month period. The SLI offers a number of advantages: for investors, the capping feature improves their stock- and sectorspecific diversification and, because the new index fulfils Swiss, EU and US regulatory requirements, new markets can be opened with products based on the SLI. That, in turn, generates liquidity for the stocks included in the basket.

SLI® data

	SLI Price	SLI Total Return (TR)
Symbol	SLI	SLIC
Security no.	3025288	3025290
ISIN	CH0030252883	CH0030252909
Reuters RIC	.SLI	.SLIC
Bloomberg ticker	SLI	SLIC

Index structure SIX Swiss Exchange



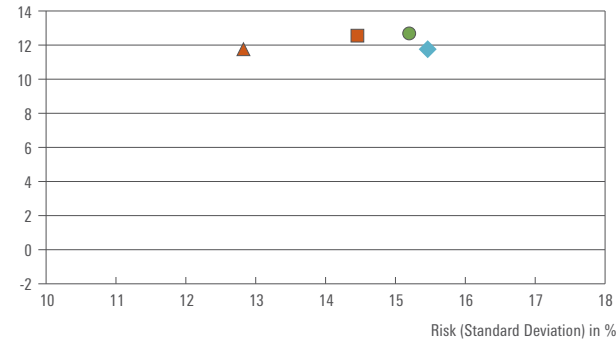
* Sector Real Estate: SXI Real Estate®, SXI Real Estate® Shares, SXI Real Estate® Funds, SXI Swiss Real Estate®, SXI Swiss Real Estate® Shares, SXI Swiss Real Estate® Funds
 ** Sector Life Sciences: SXI Life Sciences®, SXI-Bio+Medtech®

Risk and return profile SLI® TR

	Returns	Risk (Volatility)	Sharpe Ratio	Dividend Yield	Tracking Error*
YTD	24.58%	10.50%	2.07	2.80%	0.68%
1 year back	24.58%	10.50%	2.07	2.80%	0.68%
3 years back	10.47%	12.50%	0.78	2.94%	1.00%
5 years back	12.80%	15.20%	0.78	2.79%	1.34%

Risk and return over the last 5 years

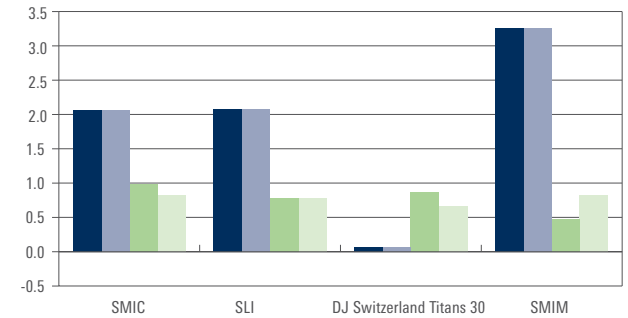
Average yearly returns (TR) in %



- ▲ SMI
- SMIM
- SLI
- ◆ DJ Switzerland Titans 30

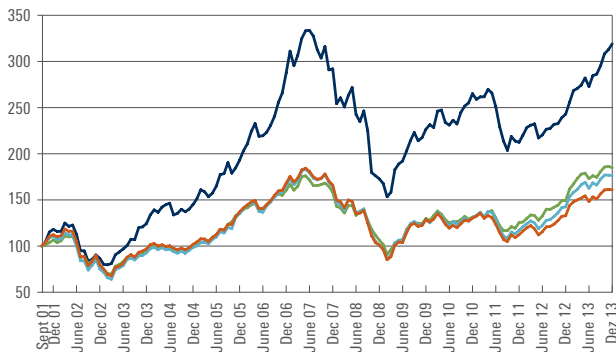
Sharpe Ratio

Sharpe Ratio (TR)



- YTD
- 1 year back
- 3 years back
- 5 years back

International blue-chip index performance comparison (TR, CHF adjusted)

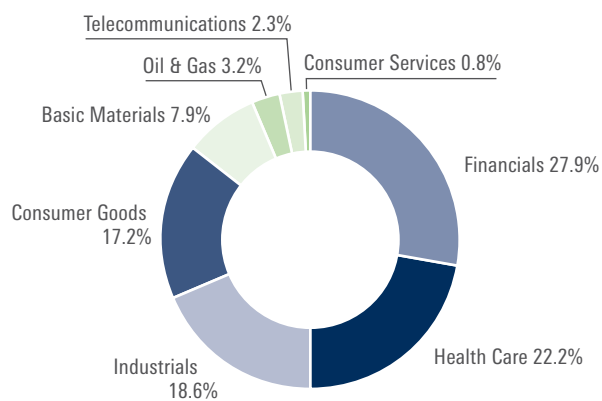


- SLI
- SMI
- DJ Switzerland Titans 30
- SMIM

* The benchmark for the SLI is the SPI
All data in the charts above are on a yearly basis as of 30.12.2013

Sector weightings and basket composition as of 30.12.2013

SLI®



Financials	27.94%
UBS N	8.93%
ZURICH INSURANCE N	4.59%
SWISS RE N	4.55%
CS GROUP N	4.50%
JULIUS BAER N	2.05%
BALOISE N	1.21%
SWISS LIFE HOLDING AG N	1.21%
SWISS PRIME SITE N	0.89%
Health Care	22.16%
ROCHE GS	9.12%
NOVARTIS N	8.94%
ACTELION N	1.80%
SONOVA N	1.34%
LONZA N	0.96%
Industrials	18.62
ABB LTD N	4.61%
HOLCIM N	3.23%
SGS N	2.40%
GEBERIT N	2.19%
ADECCO N	2.03%
SIKA I	1.46%
KUEHNE+NAGEL INT N	1.40%
SCHINDLER PS	1.30%

Consumer Goods	17.20%
NESTLE N	8.88%
RICHEMONT N	4.43%
SWATCH GROUP I	3.89%
Basic materials	7.87%
SYNGENTA N	4.46%
GIVAUDAN N	2.26%
CLARIANT N	1.16%
Oil & Gas	3.15%
TRANSOCEAN N	3.15%
Telecommunications	2.25%
SWISSCOM N	2.25%
Consumer services	0.80%
DUFRY N	0.80%
Total	100.00%

Quick facts

	SLI®
Name	SLI Swiss Leader Index
Definition	30 of the largest, most liquid stocks in the SPI®
Method of Calculation	Laspeyres free-float; capped weighting
Capping model	9%/4.5%
Baseline Value	Total Return Index: 31.12.1999 = 1 000 Price Index: 31.12.1999 = 1 000
Historical data	31.12.1999
Launch	02.07.2007
Publication	Every second
Criteria for addition	Annual ranking based on order book turnover and capitalisation
Index basket adjustment	Third Friday of September (after closing)
Adjustment of number of stocks (free float)	Third Friday in March, June, September and December (after closing)
Adjustment of capping factors	Third Friday in March, June, September and December (after closing)
Index-based products	Eurex futures, Eurex options, warrants, structured products, ETFs (currently available)
No. of stocks	30
Full market capitalisation (as of 30.12.2013)	CHF 1105 billion
Capped Market capitalisation free float adjusted (as of 30.12.2013)	CHF 467 billion

Please visit our website for further information: www.six-swiss-exchange.com/indices

Your contact:

All SIX Swiss Exchange indices are marketed and distributed by STOXX Ltd.
Should you have any questions please contact the STOXX helpdesk directly:
T +41 58 399 5900
F +41 58 499 5900
customersupport@stoxx.com

None of the information contained herein constitutes an offer to buy or sell a financial instrument that is traded on SIX Swiss Exchange Ltd. SIX Swiss Exchange Ltd is liable neither for the completeness and accuracy of the information given, nor for any loss incurred as a result of action taken on the basis of information provided in this or any other SIX Swiss Exchange Ltd publication. SIX Swiss Exchange Ltd expressly reserves the right to alter prices or product composition at any time. SIX Swiss Exchange Ltd is a joint-stock company under Swiss law. It operates a securities exchange which is licensed and supervised by the Financial Market Supervisory Authority FINMA.

® SIX, SIX Swiss Exchange, SPI, Swiss Performance Index (SPI), SPI EXTRA, SPI ex SLI, SPI Select Dividend 20 Index, SMI, SMI Swiss Market Index, Swiss Market Index (SMI), SMIM, SMI MID (SMIM), SMI Expanded, SXI, SXI Real Estate, SXI Swiss Real Estate, SXI Life Sciences, SXI Bio+Medtech, SXI Switzerland Sustainability 25 Index, SLI, SLI Swiss Leader Index, SBI, SBI Swiss Bond Index, SAR, SAR SWISS AVERAGE RATE, SARON, SCR, SCR SWISS CURRENT RATE, SCRON, SAION, SCION, VSMI, SWX Immobilienfonds Index, MQM, MQM Market Quality Metrics, QQM, QQM Quotes Quality Metrics, COSI, CONNEXOR, SMI Indices are trademarks that have been registered in Switzerland and/or abroad by SIX Group Ltd respectively SIX Swiss Exchange Ltd. Their use is subject to a licence.

All Swiss indices owned by SIX Swiss Exchange Ltd are subsumed under the brand "SMI Indices®" and marketed and distributed by STOXX Limited.

SIX Swiss Exchange Ltd
Selnaustrasse 30
P.O. Box
CH-8021 Zurich

T +41 58 399 5454
F +41 58 499 5455
info@six-swiss-exchange.com
www.six-swiss-exchange.com